

Cold Chain Packaging


How to prepare a Cardinal Health refrigerated pharmaceutical for return

Once you create a Merchandise Return Authorization (MRA) through the self-service tools, you will need to prepare the product for return.

The **orange panel** must be conditioned in a **refrigerator** in preparation for a return. The **day prior to pick-up** (shipment) of your return, place one panel for small totes (totes that are approximately 7 inches tall) or two panels for large totes (totes that are approximately 13 inches tall) into your refrigerator.

The **green panel** must be conditioned in a **freezer** in preparation for a return. The **day prior to pick-up** (shipment) of your return, place one panel for small totes (totes that are approximately 7 inches tall) or two panels for large totes (totes that are approximately 13 inches tall) into your freezer.

In the event that you do not have any panels available to condition for a return, please wait until you receive your next refrigerated shipment or contact Cardinal Health to obtain an insulated tote and panels to condition a return. Do not use other temperature controlling packaging (e.g., water-based frozen gel-packs) in conjunction with — or in place of — these panels as they deteriorate the performance of the panels. Any item not packed correctly cannot be returned to stock and will need to be destroyed by Cardinal Health.




There is no need to keep panels in your refrigerator or freezer indefinitely. Please return panels to Cardinal Health for reuse.

Side view

1. Filler (if applicable)
2. Frozen **green** panel
3. Refrigerated **orange** panel


Only orange panels next to product

Small tote



Outside tote height = approx. 7.3 inches
Inside insulated container depth = approx. 4.5 inches

Large tote



Outside tote height = approx. 12.8 inches
Inside insulated container depth = approx. 8.5 inches

cardinalhealth.com/coldchain